



# Nursery (Orange Class)

## Summer Term 5 & 6





### How do things change, move and grow?

<p><b>Communication &amp; Language</b></p> <ul style="list-style-type: none"> <li>•Enjoy listening to longer stories and remember much of what happens.</li> <li>•Understand a two-part question or instruction.</li> <li>•Be able to express a point of view.</li> <li>•Can start a conversation with an adult or a friend, taking a few turns.</li> <li>•Sing a large repertoire of songs.</li> <li>•Know many rhymes, be able to talk about familiar books and tell a long story.</li> </ul>	<p><b>Personal, Social and Emotional Development</b></p> <ul style="list-style-type: none"> <li>•Select and use activities &amp; resources to achieve a chosen goal.</li> <li>•Show more confidence in new social situations.</li> <li>•Play with one or more children, extending &amp; elaborating play ideas.</li> <li>•Help to find solutions to conflicts &amp; rivalries e.g. not everyone can be Spiderman &amp; suggest other ideas.</li> <li>•Begin to understand how others might be feeling.</li> </ul>	<p><b>Physical Development</b></p> <ul style="list-style-type: none"> <li>•Develop their movement, balancing, riding &amp; ball skills.</li> <li>•Skip, hop, stand on one leg and hold a pose for a game like musical statues.</li> <li>•Use large muscle movements to wave flags &amp; streamers, paint and make marks.</li> <li>•Use one handed tools &amp; equipment e.g. make snips in paper with scissors.</li> <li>•Make healthy choices about food and drink.</li> <li>•Use pens &amp; pencils with good control.</li> </ul>	
<p><b>Literacy</b></p> <ul style="list-style-type: none"> <li>•Understand the five key concepts about print.</li> <li>•Develop phonological awareness, so they can:             <ul style="list-style-type: none"> <li>- spot &amp; suggest rhymes</li> <li>- count/clap syllables in words</li> <li>- recognise words with the same initial sound.</li> </ul> </li> <li>•Talk about simple stories &amp; re-tell with actions.</li> <li>•Increase vocabulary &amp; converse with others.</li> <li>•Write some or all of their name.</li> <li>•Writes some letters accurately.</li> </ul> <p><u>At home:</u></p> <ul style="list-style-type: none"> <li>❖ Learn to recognise/make/write their name.</li> <li>❖ To hear initial sounds – 'I spy'.             <ul style="list-style-type: none"> <li>❖ Enjoy books from the library.</li> <li>❖ Find/spot words that rhyme.</li> </ul> </li> </ul>	<p><b>Mathematics</b></p> <ul style="list-style-type: none"> <li>•Subitising objects up to 3 (know the amount without counting).</li> <li>•Recite numbers past 5.</li> <li>•Say one number for each item in order 1 2 3 4 5.</li> <li>•Know that the last number when counting tells you the total (Cardinal principle).</li> <li>•Compare quantities using 'more than', 'fewer than'.</li> <li>•Compare objects by size, length, weight, capacity.</li> <li>•Talk about &amp; explore simple 2D &amp; 3D shapes.</li> <li>•Extend &amp; create ABAB patterns.</li> </ul> <p><u>At home:</u></p> <ul style="list-style-type: none"> <li>❖ Count objects one to one, using correct no. sequence.</li> <li>❖ Talk about &amp; name simple flat &amp; solid shapes.</li> </ul>	<p><b>Understanding the World</b></p> <ul style="list-style-type: none"> <li>•Talk about changes- Spring to Summer (Seasons).</li> <li>•Use all their senses in exploring natural materials.</li> <li>•Explore how things work.</li> <li>•Plant seeds &amp; care for growing plants.</li> <li>•Understand key features of life cycles plants animals.</li> <li>•Explore and talk about different forces they feel.</li> <li>•Talk about differences between materials and changes they notice.</li> <li>•Develop positive attitudes about the differences between people.</li> </ul> <p><u>At home:</u></p> <ul style="list-style-type: none"> <li>❖ Grow some plants or flowers.</li> <li>❖ Discuss lifecycles &amp; change e.g. butterflies, Spring to Summer.</li> </ul>	<p><b>Expressive Arts and Design</b></p> <ul style="list-style-type: none"> <li>•Take part in simple pretend play.</li> <li>•Explore different materials &amp; decide what to make.</li> <li>•Explore colour &amp; colour mixing.</li> <li>•Create 'flower' artwork inspired by the artist Georges Seurat</li> <li>•Draw with increasing complexity &amp; detail.</li> <li>•Play instruments with increasing control to express feelings &amp; ideas.</li> </ul> <p><u>At home:</u></p> <ul style="list-style-type: none"> <li>❖ Explore colour &amp; mixing.</li> <li>❖ Copy/create some simple rhythms.</li> <li>❖ Talk about textures of things, develop vocabulary e.g. smooth, prickly, bumpy.</li> </ul>






Some stories that we will look at this term are:



Some activities we will enjoy this term are:



Creating Butterflies & spotty ladybirds!

Growing flowers & beans!

Looking at life cycles

Making and testing boats!!

Designing treasure maps

Signs of Summer Hunt